

RENOVATION & CONSTRUCTION

ROOF OPTIONS



3855 W. Glendale Ave. Phoenix, AZ 85051

(623) 930-7700

www.pjh-construction.com

TABLE OF CONTENTS

3	Oakridge® Shingles
6	TAMKO Shingles
9	Landmark Shingles
13	Westlake Tile-Newpoint Concrete
17	Westlake Tile-Unified Steel Stone Coated
18	Westlake Tile-Clay Tile
19	Westlake Tile-DaVinci Slate and Shake
20	Eagle Tile
38	Mule-Hide Rolled/Flat Roofing
41	Online Design Tools

Due to variation in computer monitors and printers, the color samples seen on your computer screen may not exactly match the corresponding color. To verify actual product color, ask to see the actual product.

OAKRIDGE® SHINGLES

Oakridge® laminated shingles provide premium protection and impressive curb appeal. A full double layer in the nailing zone gives Oakridge® Shingles greater integrity and better holding power compared to shingles with single-layer nail zones. Oakridge® Shingles are also available in specific COOL Roof Collection colors. These are specially designed to reflect the sun's rays so you can meet code requirements without sacrificing beauty. Find the color that best expresses your style, and make your home anything but ordinary.



Brownwood



Desert Tan



Driftwood



Estate Gray



Onyx Black



Teak



Drift Wood 1



OAKRIDGE® COOL ROOF SHINGLES



Amber | 20+ SRI



Cliffside Gray | 20+ SRI



Golden Meadow | 20+ SRI




Shasta White | 20+ SRI



Sierra Gray1 | 20+ SRI



Sand Castle

 COOL ROOF COLLECTION				
Colors Colores	CRRC Product ID ID del producto del CRRC	Solar Reflectance Reflexancia solar	Thermal Emittance Emisancia térmica	Solar Reflectance Index (SRI) Índice de reflectancia solar (SRI)
Amber	0890-0009	0.23	0.92	24
Cliffside Gray†	0890-0031	0.20	0.91	20†
Golden Meadow†	0890-0033	0.21	0.94	22†
Shasta White	0890-0002	0.28	0.91	30
Sierra Gray	0890-0013	0.20	0.92	20
Sand Castle	0890-0020	0.17	0.92	16

20+ SRI

Owens Corning® shingle products listed above are also found on the CRRC Rated Product Directory: <http://coolroofs.org/products/results>. The shingle color choices marked in shaded gray indicate that they meet or exceed a 20+ aged Solar Reflectance Index.



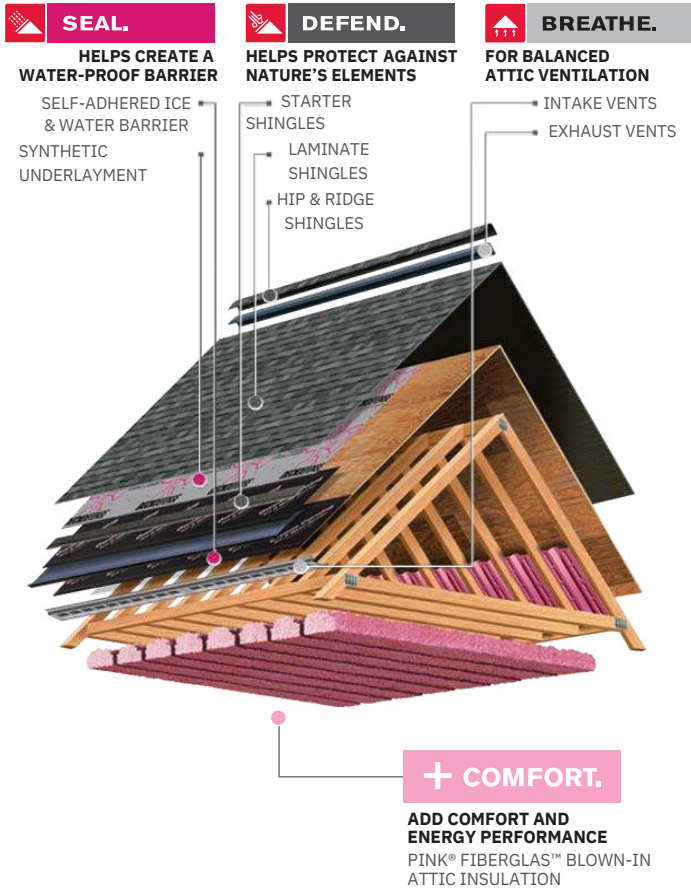
OAKRIDGE

PRODUCT AND WARRANTY



TOTAL PROTECTION SIMPLIFIED™

It takes more than just shingles to protect a home. It takes an integrated system of components and layers designed to perform in three critical areas. The Owens Corning® Total Protection Roofing System®^ gives you the assurance that all of your Owens Corning® roofing components are working together to help increase the performance of your roof.



Product Attributes

Warranty Length*Limited Lifetime

(for as long as you own your home)

Wind Resistance Limited Warranty

110/130 MPH

TRU PROtection® Non-Prorated Limited Warranty

Period

10 Years

Product Specifications

Size	13¼" x 39⅜"
Application Exposure	5⅝"
Shingles per Bundle	Not less than 20
Average Shingle Count per 3 Bundles	64
Average Coverage per 3 Bundles	98.4 sq. ft.

Applicable Standards and Codes

ASTM D3462

ASTM D228

ASTM D3018 (Type 1)

ICC-ES AC438#

ASTM D3161 (Class F Wind Resistance)

ASTM D7158 (Class H Wind Resistance)

ASTM E108/UL 790 (Class A Fire Resistance)

PRI ER 1378E01

- See actual warranty for complete details, limitations and requirements.
- 40-year Limited Warranty on commercial projects.
- 110 MPH is standard with 4-nail application. 130 MPH is applicable only with 6-nail application and Owens Corning® Starter Shingle products application along eaves and rakes in accordance with installation instructions.
- SRI calculation based on calculated aged solar reflectance and initial thermal emittance. SRI is calculated using California Energy Commission SRI calculator worksheet and it is calculated in accordance with ASTM E1980.
- Aged solar reflectance calculated based on equation provided in California Energy Code (Title 24, Part 6).
- Indicates initial thermal emittance.
- International Code Council Evaluation Services Acceptance Criteria for Alternative Asphalt Shingles.
- Excludes non-Owens Corning® roofing products such as flashing, fasteners, pipe boots and wood decking.
- See Color Disclaimer Information on page 5 for additional details.



TAMKO HERITAGE SERIES



Desert Sand



Olde English Pewter



Rustic Black



Rustic Cedar



Rustic Redwood



Weathered Wood



Desert Sand




Olde English Pewter



Rustic Black



TAMKO HERITAGE SERIES



TAMAKO PRODUCT AND WARRANTY

PROLONG


Ventilation and Hip & Ridge Shingles

PERFORM

Shingles — HERITAGE® · VINTAGE®
TITAN XT® · STORMFIGHTER IR®
ELITE GLASS-SEAL®

PROTECT

Waterproofing, Underlayments
and Starter Shingles



Insist on TAMKO® products for the full TAMKO Complete™ Roof System. TAMKO products are specifically designed to work together, building layer upon layer of protection.

Heritage shingles meet the following classifications

UL Listed for: Class A Fire Resistance

UL Classified:

Wind Resistance
ASTM D3462 and ICC-ES
Acceptance Criteria AC438

UL Evaluation Reports:

UL Evaluation Report
ER2919-01
UL Evaluation Report
ER2919-02

Tested in Compliance with:

UL 790/ASTM E 108, Class A
ASTM D3161, Class F
ASTM D7158, Class H
ASTM D3462
CC-ES Acceptance Criteria AC438

**Desert Sand and Olde English
Pewter are listed by the Cool
Roof Rating Council® (CRRC)**

Warranty Info

SHINGLE	TERM	FULL START™ NON-PRORATED WARRANTY PERIOD	STANDARD APPLICATION WIND WARRANTY	HIGH WIND APPLICATION WARRANTY	LIMITED WIND WARRANTY TERM	ALGAE CLEANING TERM
Heritage Proline Titan XT™	Limited Lifetime*	10 years	110 mph	160 mph	15 years	120 months
Heritage Proline StormFighter IR™	Limited Lifetime*	10 years	110 mph	160 mph	15 years	120 months
Heritage®	Limited Lifetime*	10 years	110 mph	130 mph	15 years	120 months
Heritage Woodgate®	Limited Lifetime*	10 years	110 mph	130 mph	15 years	120 months
Heritage® Vintage®	Limited Lifetime*	10 years	110 mph	130 mph	15 years	120 months
Elite Glass-Seal®	300 months	5 years	60 mph	—	5 years	120 months

* Lifetime applies only to Shingles installed on a Single-Family Structure. The Term is 480 months for Shingles installed on non-Single-Family Structures.



LANDMARK SHINGLES



Solaris Silver Birch
CRRC Product ID
0668-0072



Solaris Birchwood
CRRC Product ID
0668-0084



Solaris Mist White
CRRC Product ID
0668-0071



Georgetown
Gray



Weathered
Wood



Thunderstorm
Gray



Sunrise
Cedar



Painted
Desert



Terra
Cotta

LANDMARK SHINGLES



Moiré
Black



Burnt
Sienna



Heather
Blend



Solaris Max Def Resawn Shake
CRRC Product ID 0668-0124



Solaris Mojave Tan
CRRC Product ID 0668-0115

No longer available:
Hunter Green

LANDMARK SHINGLES PRODUCT AND WARRANTY

TECHNICAL INFORMATION

- Two-piece laminated fiber glass-based construction
- UL Class A fire resistance
- UL certified to meet ASTM D3462
- UL certified to meet ASTM 3018 Type I
- Conforms to CSA standard A123.5
- Miami-Dade Product Control Acceptance: *Please see the Notice of Acceptance (NOA) to determine approved products by manufacturing location.*

WARRANTY INFORMATION

CertainTeed warrants that its shingles will be free from manufacturing defects, and provides the extra assurance of SureStart™ protection. Below are highlights of the warranty for Landmark®. See CertainTeed's Asphalt Shingle Products Limited Warranty document for specific warranty details regarding this product.

- Lifetime, limited transferable warranty
- 10-year SureStart™ warranty (100% replacement and labor costs due to manufacturing defects)
- 25-year StreakFighter® warranty against streaking and discoloration caused by airborne algae
- 15-year, 110 mph wind-resistance warranty
- Wind warranty upgrade is available for Landmark up to 130 mph. Specified CertainTeed starter and CertainTeed hip and ridge are required.

NailTrak®

Fast, Accurate, Visible

The new and improved **NailTrak** nailing line, a feature on CertainTeed designer shingles.

Now **NailTrak** is brighter than ever before, with high-visibility lines that stand out whether it's daybreak or dusk.

NailTrak removes the guesswork with three separately defined lines, creating a large area to guide your nailing and a smaller area for extreme steep-slope applications.



QuadraBond®

Advanced Layering

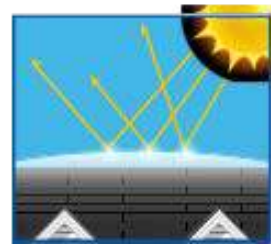
CertainTeed's specially formulated adhesive adheres shingle layers at four points, more than any other manufacturer. This superior bond provides greater protection against shingle delamination to maximize performance over the life of the shingle in any climate.



Solaris® CoolRoof

Solar Reflectivity

Solaris® Cool Roof is a sustainable shingle granule technology that applies energy-saving cool roof performance to CertainTeed's most popular shingle brands. Available in rich and authentic colors, including dark hues and tones, Solaris Cool Roof can lower roof temperatures and allow homeowners to reduce cooling costs without sacrificing beauty, quality, or color.



CertaSeal®

Uplift Protection

CertaSeal® is a fast-activating modified asphalt sealant with a 20-year record of proven performance. Designed to seal shingles together upon installation, it protects roofs from wind uplift and shingle blow-o! so that homes stay safe and dry. It's also engineered to remain flexible after installation, unlike harder sealants that can dry out and crack over time.



LANDMARK SHINGLES PRODUCT AND WARRANTY



Integrity Roof System™

A COMPLETE APPROACH TO LONG LASTING BEAUTY AND PERFORMANCE

With as much care as you take in selecting the right contractor, choosing the right roof system is equally as important. A CertainTeed Integrity Roof System combines key elements that help ensure you have a well-built roof for long-lasting performance.

1. Waterproofing Underlayment

The first step in your defense against the elements. Self-adhering underlayment is installed at vulnerable areas of your roof to help prevent leaks from wind-driven rain and ice dams.

2. Water-Resistant Underlayment

Provides a protective layer over the roof deck and acts as a secondary barrier against leaks.

3. Starter Shingles

Starter Shingles are the first course of shingles that are installed and designed to work in tandem with the roof shingles above for optimal shingle sealing and performance.

4. Shingles

Choose from a variety of Good-Better-Best styles to complement any roof design and fit your budget.

5. Ventilation

A roof that breathes is shown to perform better and last longer. Ridge Vents, in combination with Intake Vents, allow air to flow on the underside of your roof deck, keeping the attic cooler in the summer and drier in the winter.

6. Hip & Ridge Caps

Available in numerous profiles, these accessories are used on the roof's hip and ridge lines for a distinctive finishing touch to your new roof.

NEWPOINT CONCRETE ROOF TILE



Barcelona



Barcelona 900



Barcelona Impact



Boosted Barcelona Caps



Cedarlite® 600




Class 4 Hail-Rated Concrete Tile



Duralite® España® 600



Duralite® Saxony® 600 Shake




Duralite® Saxony® 600 Slate

NEWPOINT CONCRETE ROOF TILE



Duralite® Saxony® 600 Split Shake



Duralite® Saxony® 700 Shake



Duralite® Saxony® 700 Slate



Duralite® Saxony® 700 Split Shake



Duralite® Villa 600



Estate



Galena



Madera 700



Madera 900

NEWPOINT CONCRETE ROOF TILE



Mission "S"



Plantation Slate Like




Saxony® 900 Country Slate




Saxony® 900 Hartford Slate




Saxony® 900 Shake



Saxony® 900 Slate



Saxony® 900 Split Old English Thatch



Saxony® 900 Split Slate



Saxony® Country Slate

NEWPOINT CONCRETE ROOF TILE




Saxony® Country Slate Impact



Saxony® Country Split Shake




Saxony® Shake



Saxony® Slate



Saxony® Slate Impact



Saxony® Split Old English Thatch



Tejas España®



Villa 900

UNIFIED STEEL STONE COATED TILE



BARREL-VAULT Tile



COTTAGE Shingle



GRANITE-RIDGE Shingle



PACIFIC Tile



PINE-CREST Shake

US TILE CLAY TILE



1-Piece "S" Tile



2-Piece Mission



2-Piece Monarch



ClayLite



ClayMax



Romano Pans

DAVINCI
SLATE AND HAND-SPLIT SHAKE

Explore Shake options at:
<https://www.davinciroofscapes.com/products/shake/>



Explore Slate options at:
<https://www.davinciroofscapes.com/products/shake/>



EAGLE ROOFING SOUTHWEST COLLECTION-BEL AIR



4502 Arcadia Canyon Brown



4503 Sierra Madre



4511 Flintridge Gray



4520 Weathered Terracotta Flashed



4530 Weathered Adobe



4549 Santa Paula



EAGLE ROOFING SOUTHWEST COLLECTION-BEL AIR



4595 Dark Charcoal



4602 Concord Blend



4634 Kings Canyon Blend



4646 Sunset Blend



4669 Grays Peak Range



4687 Brown Gray Range



EAGLE ROOFING
SOUTHWEST COLLECTION-BEL AIR



4689 Brown Range



4697 Slate Range



4713 Tiburon Blend



4743 Cocoa Range



4810 Avondale Blend



4883 Hillsborough Blend



EAGLE ROOFING

SOUTHWEST COLLECTION-BEL AIR



SCB 8823 Pebble Beach Blend



4697 Slate Range



EAGLE ROOFING SW COLLECTION-BEL AIR COPPER



SRB 4666 Grass Valley Range Copper



Introducing our new Copper Series featured in our beautiful Bel Air profile. Inspired by the vintage look of semi-weathered slate, this collection of roof tiles mimic some of the old-world, aged roofscapes seen throughout Europe.



SRB 4669 Grays Peak Range Copper



SRB 8828 Bridgeport Blend Copper



EAGLE ROOFING SW COLLECTION-PONDEROSA



5502 Arcadia Canyon Brown



5503 Sierra Madre



5511 Flintridge Gray



5549 Santa Paula



5602 Concord Blend



5634 Kings Canyon Blend



EAGLE ROOFING SW COLLECTION-PONDEROSA



5687 Brown Gray Range



5689 Brown Range



5699 Charcoal Range



5808 Tombstone Blend



SCP 8801 New Orleans Blend



SHP 8707 Sierra Blend



EAGLE ROOFING SW COLLECTION-PONDEROSA



SHP 9713 Tiburon Blend



5511 Flintridge Gray




EAGLE ROOFING SW COLLECTION-TAPERED SLATE



49220 Amethyst Blend



49621 Tehachapi Blend




49595 Dark Charcoal



49655 Mount Dora Blend



49785 Clay Springs



49801 New Orleans Blend



EAGLE ROOFING SW COLLECTION TAPERED SLATE COPPER



49626R Rancho Cordova Blend Copper



Inspiration



49758R Sterling Amber Blend Copper



49882R Manteca Blend Copper



EAGLE ROOFING SW COLLECTION-CAPISTRANO



3419 Marana



3520 Weathered Terracotta Flashed



3549 Santa Paula



3576 Topanga



3578 Ramona



3581 Arcadia Canyon Brown



EAGLE ROOFING SW COLLECTION-CAPISTRANO



3645 Sunrise Blend



3595 Dark Charcoal



3602 Concord Blend



3606 Vallejo Range



3628 Knoxville Blend



EAGLE ROOFING SW COLLECTION-CAPISTRANO



3634 Kings Canyon Blend



3636 Piedmont Blend



3645 Sunrise Blend



3646 Sunset Blend



**3684 San
Rafael Blend**



3687 Brown Gray Range



EAGLE ROOFING SW COLLECTION-CAPISTRANO



3689 Brown Range



3697 Slate Range



3698 Kona Red Range



3723 Adobe Blend



3743 Cocoa Range



3773 Walnut Creek Blend



EAGLE ROOFING SW COLLECTION-CAPISTRANO



3785 Clay Springs



3813 San Mateo Blend



39706 Grand Canyon



SCC 8823 Pebble Beach Blend



SMC 8401 San Miguel Blend




SMC 8402 Santa Cruz Blend




EAGLE ROOFING SW COLLECTION-CAPISTRANO



3813 San Mateo Blend



SCC 8825 Corona Del Mar Blend



SCC 8829 Santa Fe Blend



EAGLE ROOFING SW COLLECTION-MALIBU



2419 Marana



2520 Weathered Terracotta Flashed



2549 Santa Paula



2581 Arcadia Canyon Brown



2602 Concord Blend



2606 Vallejo Range



EAGLE ROOFING SW COLLECTION-MALIBU



2634 Kings Canyon Blend



2645 Sunrise Blend



2687 Brown Gray Range



2697 Slate Range



2698 Kona Red Range



29706 Grand Canyon



MULE-HIDE ROLLED/FLAT ROOFING



SA-APP Cap Sheet & SA-APP Cap Sheet FR are manufactured using Adeso® dual-compound technology, whereby the membrane consists of an Atactic Polypropylene (APP) modified asphalt compound on top and a pressure-sensitive adhesive compound on the bottom

Colors



Granules - Black



Granules - Buff



Granules - Chestnut



Granules - Pine Green



Granules - Red Blend



Granules -
Weatherwood



Granules - Gray Slate



Granules - Heather
Blend



Granules - Oak



Granules - White

Features & Benefits

- Pre-applied adhesive on the back of the sheet
- Durable – high-performance polyester reinforcement mat
- No hot asphalt, fumes or flames required for installation
- Excellent long-term adhesion to multiple substrates and to base plies
- Offers low-temp flexibility, puncture and tear resistance
- FASTLAP granule free end lap provides faster, stronger seams
- SEALLap Ultra granule free selva edge now with self-adhesive compound for an immediate, long-term monolithic seam



MULE-HIDE ROLLED/FLAT ROOFING



A highly reflective, self-adhered APP modified bitumen roofing membrane manufactured using Adeso® dual-compound technology, whereby the membrane consists of an APP (atactic polypropylene) modified asphalt compound on top and a pressure sensitive adhesive compound on the bottom. SA-APP KoolCap® & SA-APP KoolCap® FR features CURE Technology®, an innovative thin film technology attributing to exceptional granule retention, stain and discoloration resistance and UV stabilization for long-term durability and performance.

Colors



Granules - KoolCap

Features & Benefits

- Suitable for most “Cool Roof” specifications; meets requirements of CA Title 24
- Enhanced puncture and tear resistance
- Scorch resistance surface
- Exceptional granule retention
- FASTLap granule free end lap provides faster, stronger seams
- SEALLap Ultra granule free selvage edge now with self-adhesive compound for an immediate, long-term monolithic seam
- CRRC Prod. ID 0670-0023



MULE-HIDE ROLLED/FLAT ROOFING



SA-SBS Cap Sheet & SA-SBS Cap Sheet FR are a premium self-adhering polyester reinforced modified bitumen membrane manufactured to meet the toughest code requirements of the industry. SA-SBS Cap Sheet & SA-SBS Cap Sheet FR are manufactured using Adeso® dual-compound technology, whereby the membrane consists of a Styrene Butadiene Styrene (SBS) modified asphalt compound on top and a pressure sensitive adhesive compound on the bottom.

Colors



Granules - Black



Granules - Buff



Granules - Chestnut



Granules - Pine Green



Granules - Red Blend



Granules -
Weatherwood



Granules - Gray Slate



Granules - Heather
Blend



Granules - Oak



Granules - White

Features & Benefits

- Pre-applied adhesive on the back of the sheet
- Durable - high performance reinforcement mat
- No hot asphalt, fumes or flames required for installation
- Excellent long term adhesion to multiple substrates and to base plies
- Offers low-temp flexibility, puncture and tear resistance
- FASTLAP granule free end lap provides faster, stronger seams
- SEALLap Ultra granule free selvage edge now with self-adhesive compound for an immediate, long-term monolithic seam



ONLINE DESIGN TOOLS

Our roofing manufacturers have a variety of tools online that can help you plan your roofing design.



Build your Roof Online:

<https://www.owenscorning.com/en-us/roofing/build-your-roof/shingles>



See how TAMKO shingles could look on your home at

<http://tamko.com/visualizer>



Online visual tool

<https://colorview.certainteed.com>



Dream Home Visualizer

<https://wrrs.renoworks.com>
